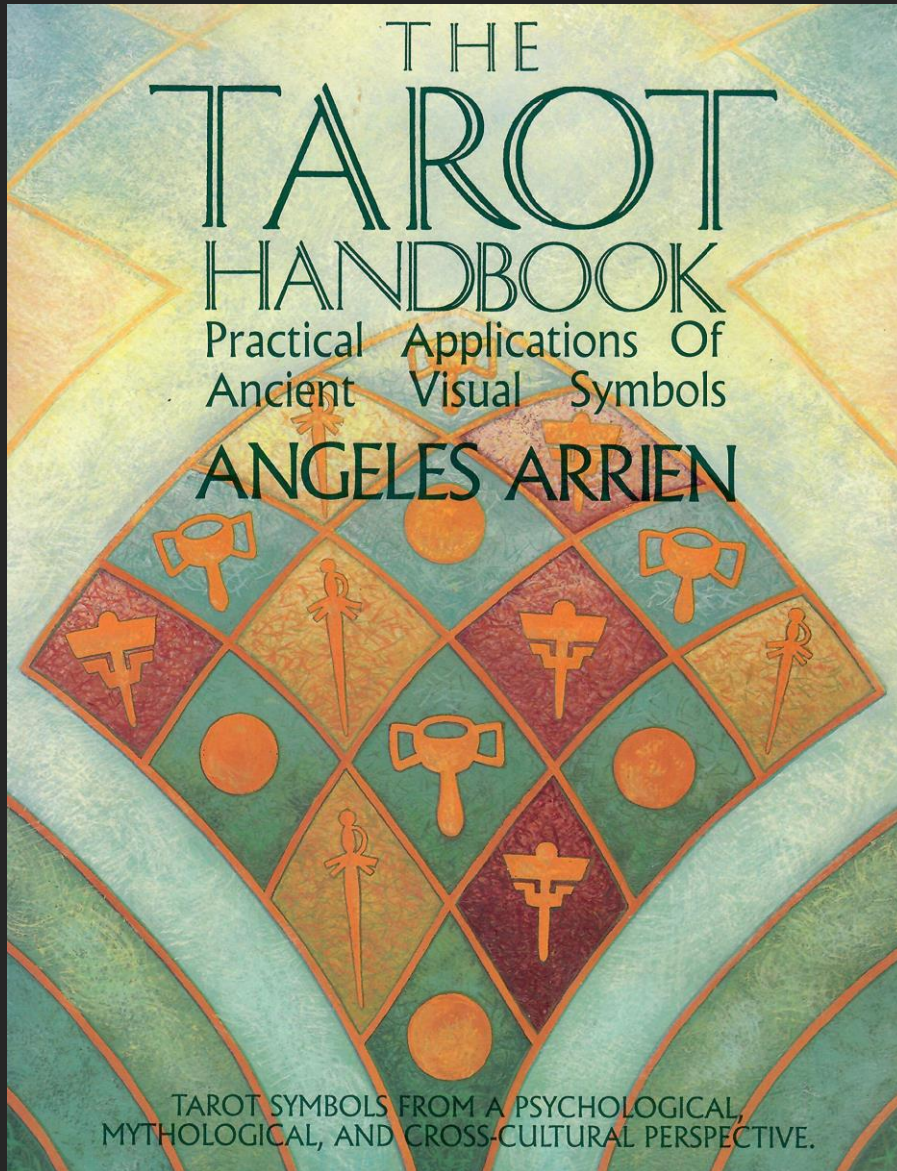




An Intuitive Study of Relationships and Karmic Connections

The study of the astropsychology related to the planets and signs in context of comparison of synastry and composites.



Tarot Consideration --- Verifying Intuition

Pulling 3 cards each question?
Shuffling each time unless using multiple decks.

Always check the interpretation from the book and add your intuitive understanding of those interpretations.

Gwynne's Question: How do I present to class using Tarot?

Three card draw:



- 1st card --- I present ideas that are changed and updated from past information used in ancient cultures.
- 2nd card --- I have to listen to my present mood and transits in my presentation, watching feeling and adapting to 'moon' related realities.
- 3rd card --- the Magus forces me to use my own natural wisdom in creating the magic force of combining astrology and tarot.

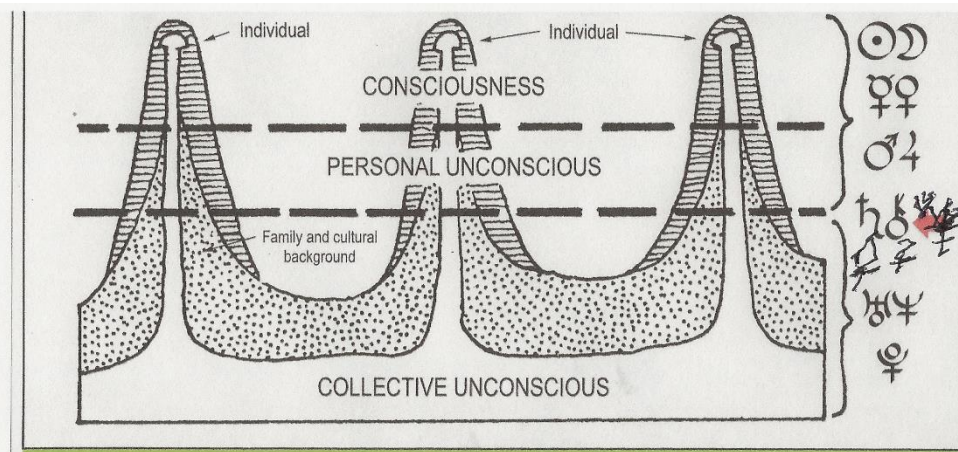
Tarot Cards --- Synchronistic understanding of each house, given its meaning and evolution around the zodiac wheel.

Pulling three cards on each of your houses --- 1st card representing the genetic/family/environmental background, 2nd card representing the consciousness in the moment and understanding of that background, 3rd card the future of your understanding of how to move forward in your awareness.



Liz Greene, Jungian analyst and astrologer with Gwynne notes:
Diagram of the levels of consciousness utilizing Jung's model of consciousness. We will be pulling Tarot through this lesson: 3 cards each pull, reshuffling as we move through the connections.
Every pull is 1st card = past condition, 2nd card = present condition, 3rd card = immediate future.

- Dotted space is genetic/epigenetic, family and environmental.
(pull three cards that show your connection to your family/environment and the affect it has on you.)
- Lined space --- awareness continuum.
(3 cards – how aware are you?)
- Asteroids fall at the level of personal unconscious coming up from archetypal awareness, symbols.
(what is your unconscious and archetypal symbols trying to tell you.)

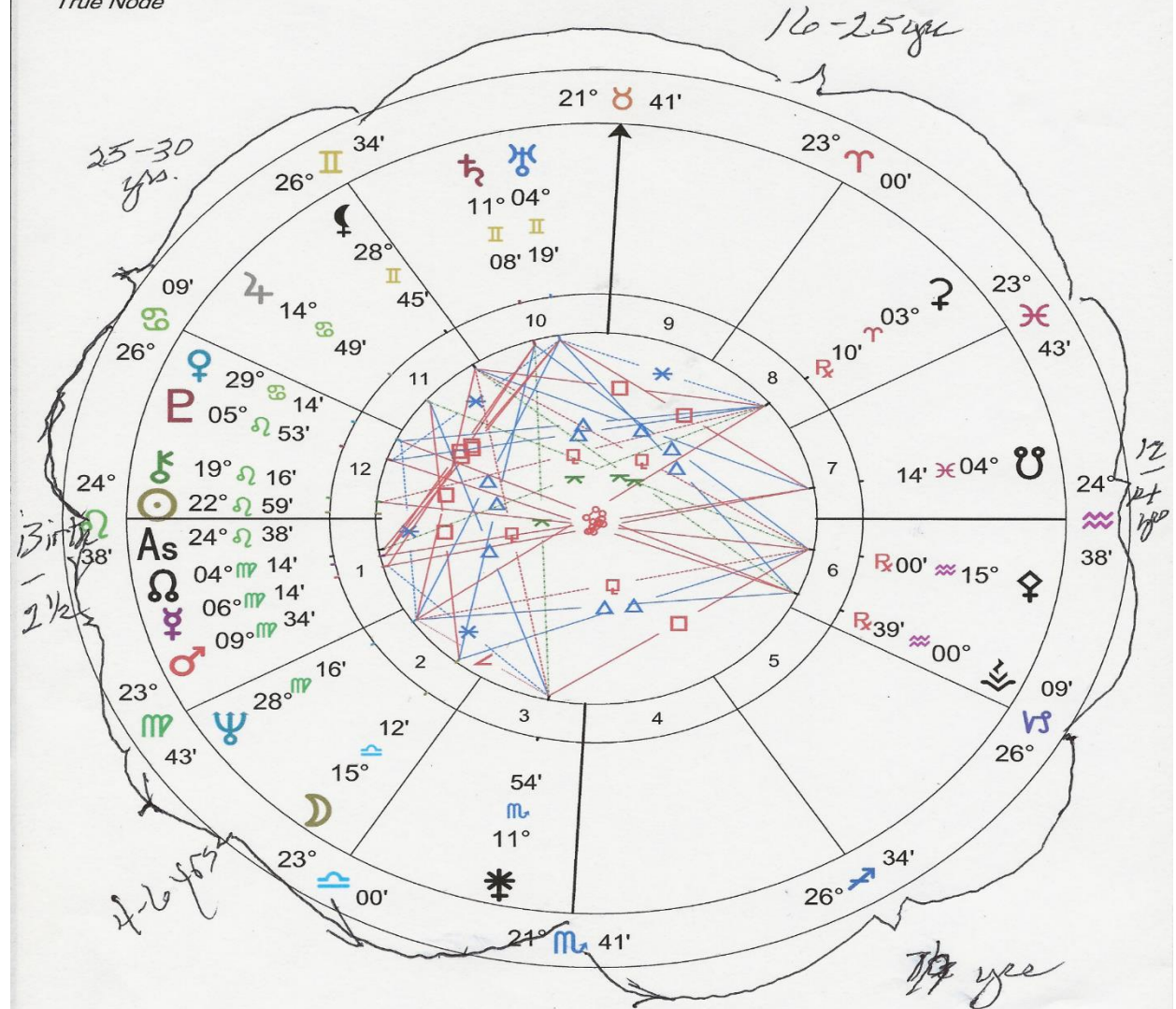


Gwynne Mayer
Natal Chart
Aug 16 1942, Sun
7:14 am CWT +5:00
San Antonio, Texas
29°N25'26" 098°W29'36"
Geocentric
Tropical
Koch
True Node

Compliments of:-
Gwynne Mayer
210-393-5349
gwynnemayer.com
gwynne.mayer@gmail.com

Try to use your chart and draw in the ages as you move around the chart, drawing three cards at each age to reflect what occurred at that age. Each time frame you will pull three cards and keep note of your interpretation.

Each time please reshuffle your cards and remember to use 1. past, 2. present, 3 future.





Psychological understanding of how consciousness and awareness move from the 1st through the 12th houses moving counter-clockwise. Jungian view seen through Dane Rudhyar and Carl Jung's view of growth in the lunation cycle which is also following these slides:

(you might want to pull a 3 cards on each house to see how your intuition is interpreting and verifying the meaning.)

1st house --- How did you learn to feel about yourself given your nurturing and upbringing during the first two years of life?

2nd house --- How did you learn to value yourself in the eyes of those who raised you?

3rd house --- How did you learn to communicate your awareness and value to siblings and environment?

4th house --- What were some of the feelings and emotions that affected your family or the home where you were raised?

5th house --- How did you view your entertainment, fun and pleasures during the years of 9-12?



6th house --- How were routines and disciplines in the family that helped you assimilate and integrate your own routines and disciplines?

7th house --- How did you learn about partnerships and intimate relationships from your role models in this regard?

8th house --- How did you see your partnership with others and abilities to share resources?

9th house --- How did you view your higher spiritual attainment and higher learning environments; universities, philosophies, theosophy, etc.?

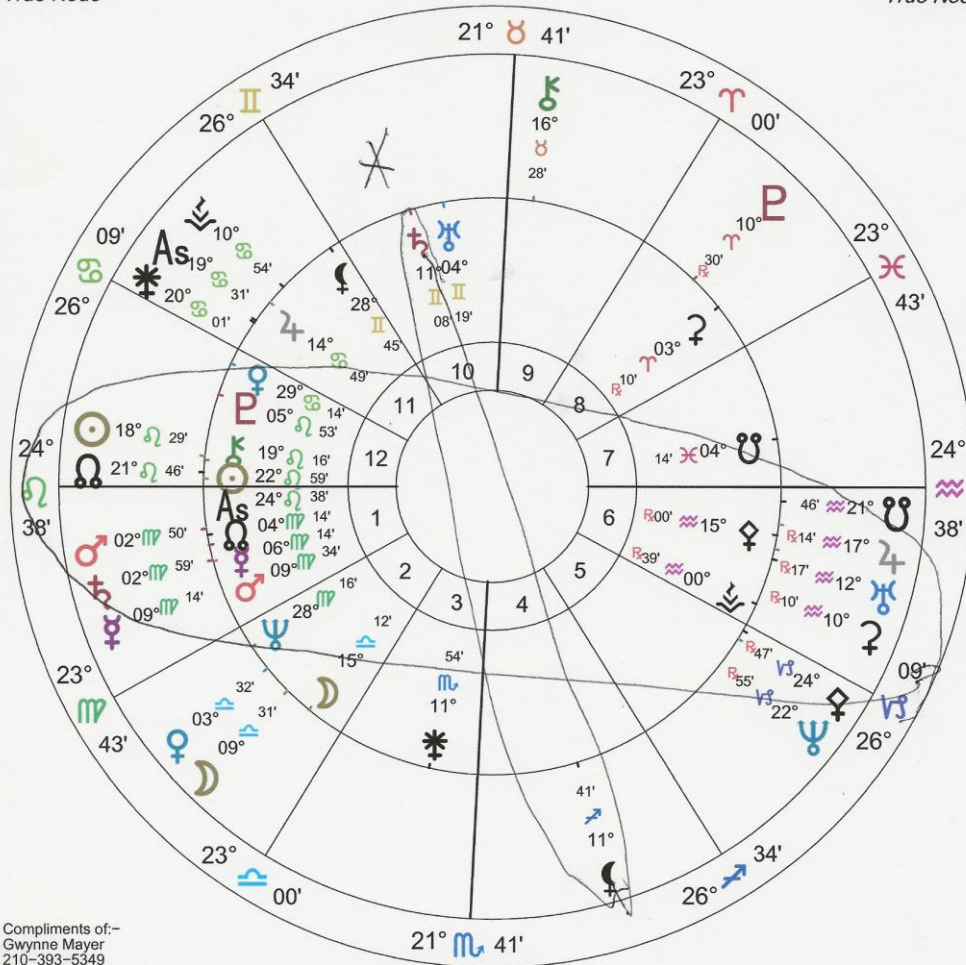
10th house --- How did you learn about the importance of your authority and self-worth? Who modeled authority in your childhood?

11th house --- How do you respond to friends, groups, your overall goals and ambitions?

12th house --- What secrets do you keep buried in your personal unconscious?

Inner Wheel
Gwynne Mayer
 Natal Chart
 Aug 16 1942, Sun
 7:14 am CWT +5:00
 San Antonio, Texas
 29°N25'26" 098°W29'36"
Geocentric
Tropical
Koch
True Node

Outer Wheel
Helena Blavatsky
 Natal Chart
 Aug 12 1831 NS, Fri
 2:17 am LMT -2:19:56
 Ekaterinoslav, Ukraine
 48°N27' 034°E59'
Geocentric
Tropical
Koch
True Node

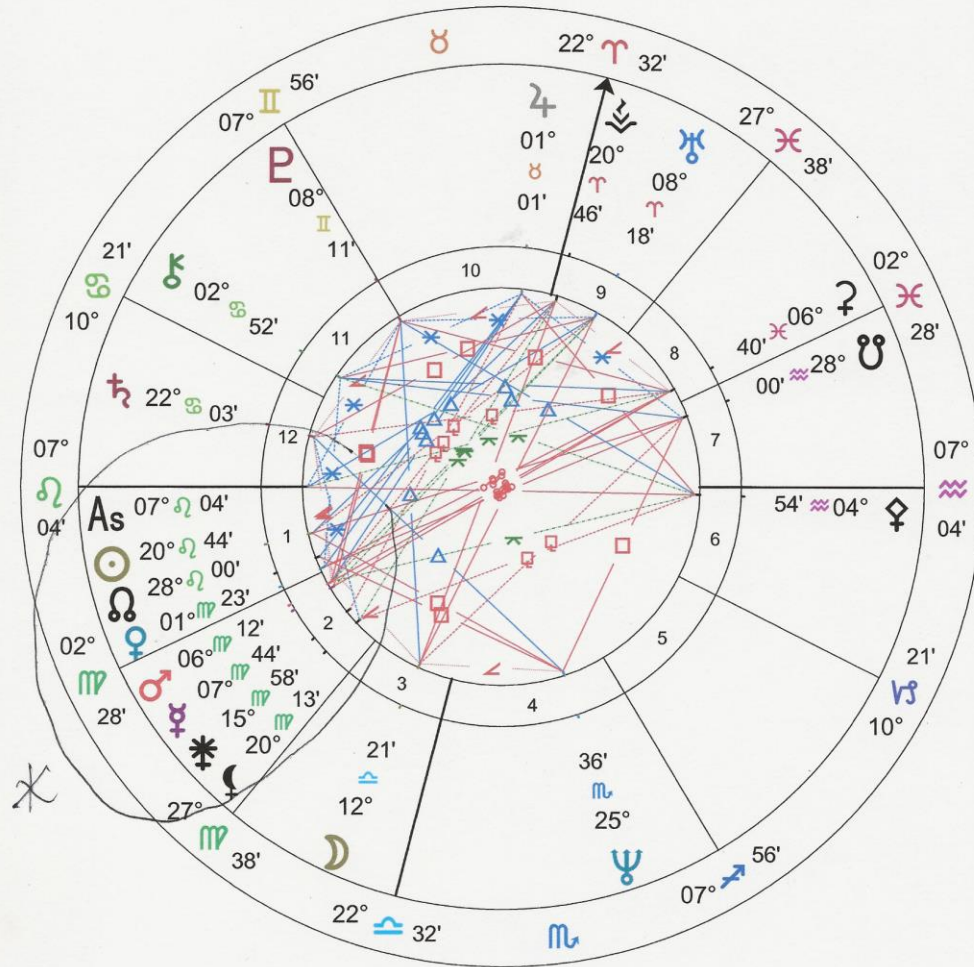


Compliments of:-
 Gwynne Mayer
 210-393-5349
 gwynnemayer.com
 gwynne.mayer@gmail.com

Gwynne and HPB are totally connected with purpose, nodes, and unity of vision and the work that needs to be done.

Gwynne Mayer – Natal
Helena Blavatsky – Natal
Composite – Midpoints
Geocentric
Tropical
Koch
True Node

Compliments of:-
Gwynne Mayer
210-393-5349
gwynnemayer.com
gwynne.mayer@gmail.com



Gwynne and HPB

I have studied and adopted her work for over 50 years. The Secret Doctrine informed me as a young woman back in 1960 and I read all I could get my hands on from that point. When I have deep questions about humanity and connections, I go to her work with the Mahatmas.